


























PBR Material F0 Reference Chart

Metal	F0 (Linear)	F0 (sRGB)	Color
Titanium	0.542,0.497,0.449	194,187,179	
Chromium	0.549,0.556,0.554	196,197,196	
Iron	0.562,0.565,0.578	198,198,200	
Nickel	0.660,0.609,0.526	212,205,192	
Platinum	0.673,0.637,0.585	214,209,201	
Copper	0.955,0.638,0.538	250,209,194	
Palladium	0.733,0.697,0.652	222,217,211	
Mercury	0.781,0.780,0.778	229,228,228	
Brass (C260)	0.910,0.778,0.423	245,228,174	
Zinc	0.664,0.824,0.850	213,234,237	
Gold	1.000,0.782,0.344	255,229,158	
Aluminum	0.913,0.922,0.924	245,246,246	
Silver	0.972,0.960,0.915	252,250,245	

Dielectric	F0 (Linear)	F0 (sRGB)	Color
Water	0.02	39	
Living tissue	0.02–0.04	39–56	
Skin	0.028	47	
Eyes	0.025	44	
Hair	0.046	61	
Teeth	0.058	68	
Fabric	0.04–0.056	56–67	
Stone	0.035–0.056	53–67	
Plastics, glass	0.04–0.05	56–63	
Crystal glass	0.05–0.07	63–75	
Gems	0.05–0.08	63–80	
Diamond-like	0.13–0.2	101–124	

Semiconductor	F0 (Linear)	F0 (sRGB)	Color
Silicon	0.345,0.369,0.426	159,164,174	